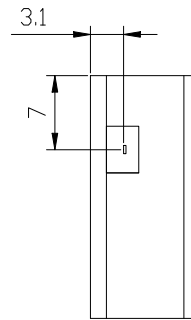
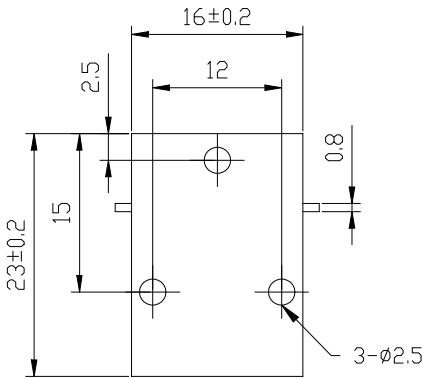
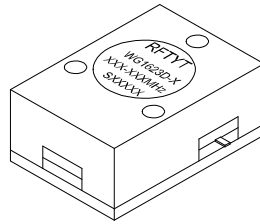
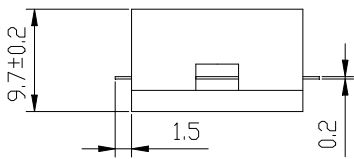
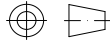




## 5.0 to 7.3GHz Drop in Isolator

### WG1623D Drop-In Type

#### Outline Drawing (mm):



#### Features:

- ◇ Good temperature stability
- ◇ Withstand high power
- ◇ RoHS compliant
- ◇ Weight : ≈ g

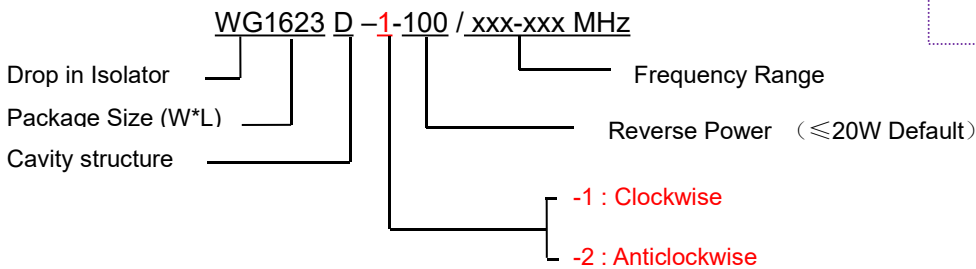
#### Material list:

- ◇ Cavity: aluminum conductive oxidation
- ◇ Outer shell: industrial pure iron nickel plating
- ◇ Guide body: Silver plated brass
- ◇ Load chamber: aluminum conductive oxidation

#### Application:

- ◇ Rf amplifier final stage, protect the amplifier
- ◇ Common transceiver antenna
- ◇ Used in civil, military, aerospace and other fields

#### Order Examples:



#### Basic Specifications:

Impedance	50 Ω
Size(mm)	16.0*23.0*9.7
Operating Temp	-30~+70 °C / -40~+85 °C
Storage temperature	-50~+90 °C



Specifications:

Model No. (X=1: →Clockwise) (X=2: ←Anticlockwise)	Freq. Range GHz	IL. dB (max)	Isolation dB (min)	VSWR	Forward Power CW	Reverse Power W
WG1623D-X/5.0-6.0GHz	5.0-6.0	0.60	18.0	1.30	30	5
WG1623D-X/5.1-5.9GHz	5.1-5.9	0.50	18.0	1.30	30	5
WG1623D-X/5.15-5.875GHz	5.15-5.875	0.45	18.0	1.30	30	5
WG1623D-X/5.2-5.5GHz	5.2-5.5	0.40	20.0	1.25	30	5
WG1623D-X/5.25-5.85GHz	5.25-5.85	0.40	19.0	1.25	30	5
WG1623D-X/5.4-5.9GHz	5.4-5.9	0.40	20.0	1.20	30	5
WG1623D-X/5.6-7.0GHz	5.6-7.0	0.50	18.0	1.30	30	5
WG1623D-X/5.7-5.9GHz	5.7-5.9	0.30	23.0	1.20	30	5
WG1623D-X/5.725-5.875GHz	5.725-5.875	0.30	23.0	1.20	30	5
WG1623D-X/5.8-6.5GHz	5.8-6.5	0.40	20.0	1.25	30	5
WG1623D-X/6.57-6.87GHz	6.57-6.87	0.30	20.0	1.20	30	5
WG1623D-X/6.7-7.1GHz	6.7-7.1	0.40	20.0	1.20	30	5
WG1623D-X/7.1-7.3GHz	7.1-7.3	0.30	23.0	1.20	30	5

**If the frequency range you need is not covered in the form.  
Please contact us for details.**