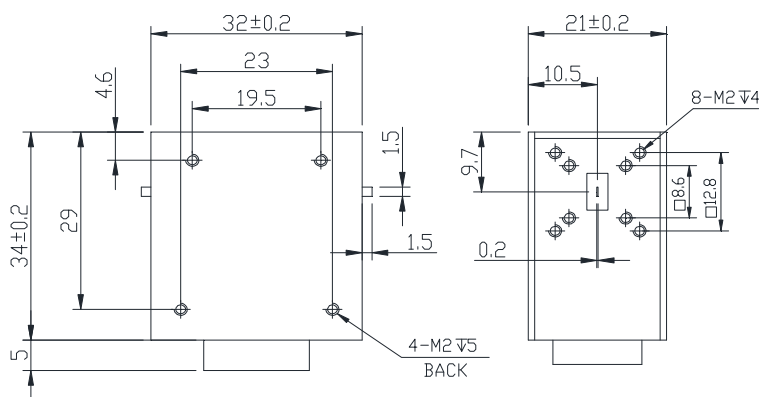
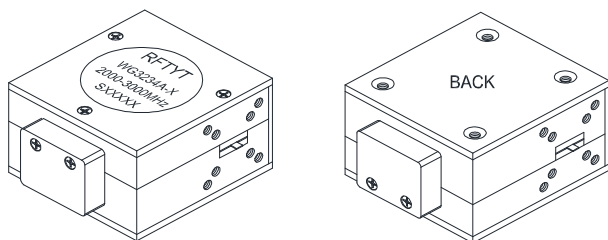


## 2.0 to 4.0GHz Drop in Isolator

### WG3234A Drop-In Type

Outline Drawing (mm): 



#### Features:

- ◇ Good temperature stability
- ◇ Withstand high power
- ◇ RoHS compliant
- ◇ Weight : ≈ g

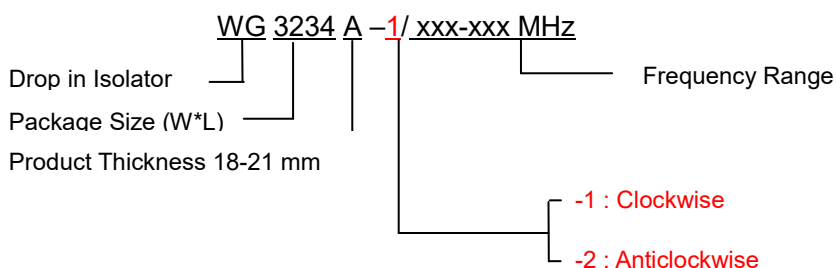
#### Material list:

- ◇ Shell: Steel
- Coating: Bright Nickel
- ◇ Inner conductor: Brass
- Coating: Silver

#### Application:

- ◇ Protect the power amplifier and Installed at the end of RF power amplifier
- ◇ Transceiver common antenna
- ◇ GSM1800/CDMA/TD-SCDMA/WCDMA/EGSM/Wimax/TD-LTE/AMPS/S MR 5G and other communication systems

#### Order Examples :



#### Basic Specifications :

Impedance	50 Ω
Size(mm)	32.0*34.0*21.0
Operating Temp	-10~+60℃
Storage temperature	-50~+90 ℃



Specifications:

Model No. (X=1: →Clockwise) (X=2: ←Anticlockwise)	Freq. Range GHz	IL. dB (max)	Isolation dB (min)	VSWR	Forward Power CW	Reverse Power W
WG3234A-X/2.0-2.6GHz	2.0-2.6	0.50	18.0	1.30	150	20
WG3234A-X/2.0-2.9GHz	2.0-2.9	0.50	18.0	1.30	150	20
WG3234A-X/2.0-3.0GHz	2.0-3.0	0.50	18.0	1.30	150	20
WG3234A-X/2.0-3.5GHz	2.0-3.5	0.60	18.0	1.30	150	20
WG3234A-X/2.0-4.0GHz	2.0-4.0	0.60	18.0	1.30	150	20
WG3234A-X/2.35-4.0GHz	2.35-4.0	0.50	18.0	1.30	150	20
WG3234A-X/2.4-4.0GHz	2.4-4.0	0.60	18.0	1.30	150	20
WG3234A-X/2.5-3.8GHz	2.5-3.8	0.50	18.0	1.35	150	20
WG3234A-X/2.5-3.5GHz	2.5-3.5	0.60	19.0	1.25	150	20
WG3234A-X/2.5-4.0GHz	2.5-4.0	0.60	18.0	1.30	150	20

**If the frequency range you need is not covered in the form.  
Please contact us for details.**