

6.0 to 12.0GHz Drop in Isolator

WG1319C Microstrip line

Outline Drawing (mm): 



Features:

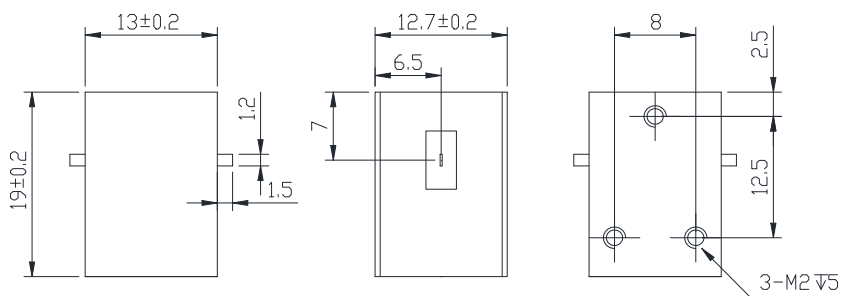
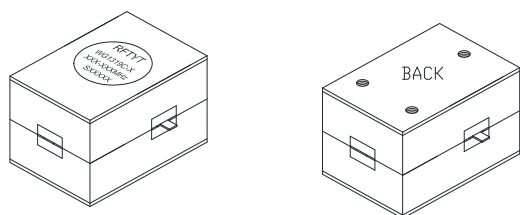
- ◇ Good temperature stability
- ◇ Withstand high power
- ◇ RoHS compliant
- ◇ Weight : ≈ 20 g

Material list:

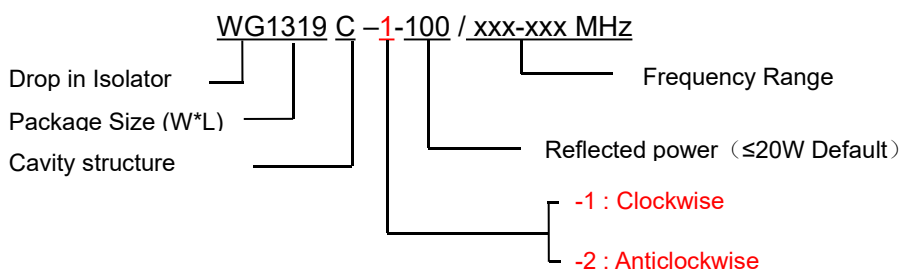
- ◇ Housing: Aluminum
- ◇ Coating: Nickel
- ◇ Inner conductor: brass
- ◇ Plating layer: silver

Application:

- ◇ Rf amplifier final stage, protect the amplifier
- ◇ Digital communication
- ◇ Satellite communication
- ◇ Mobile communication



Order Examples:



Basic Specifications:

Impedance	50 Ω
Connection type	Microstrip line
Size(mm)	13.0*19.0*12.7
Operating Temp	-10~+60 $^{\circ}$ C
Storage temperature	-50~+90 $^{\circ}$ C



Specifications:

Model No. (X=1: →Clockwise) (X=2: ←Anticlockwise)	Freq. Range GHz	IL. dB (max)	Isolation dB (min)	VSWR	Forward Power CW	Reverse Power W
WG1319C-X/8.0-12.0GHz	8.0-12.0	0.50	18.0	1.30	30	10
WG1319C-X/8.0-12.4GHz	8.0-12.4	0.60	16.0	1.40	30	10

Instructions:

- 1, The isolator reflection power is 10W;
- 2, Only some common frequencies in the table, can be produced according to user requirements;
- 3, Embedded isolator, please use stainless steel or brass screws when installing;
- 4, If you do not find the frequency you want, please contact us!